


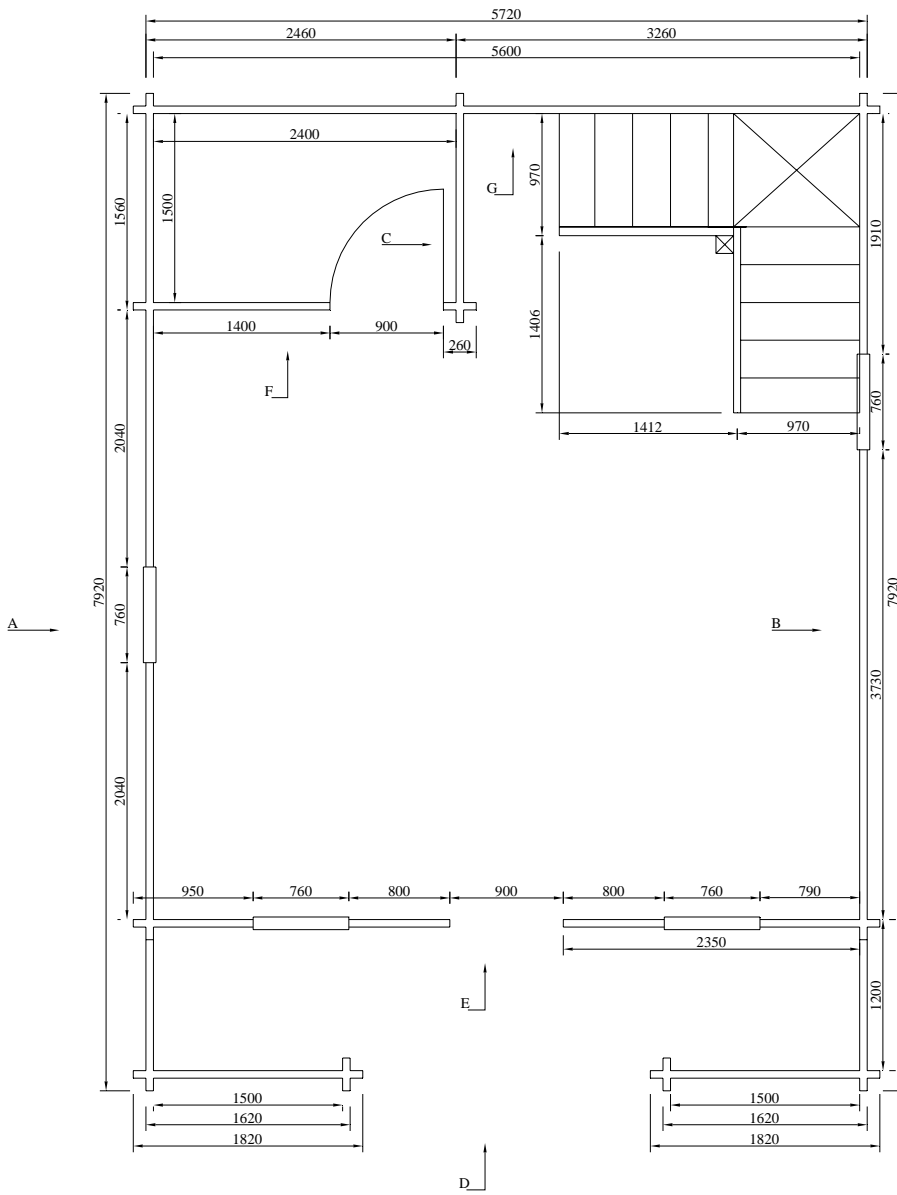
Plan de Montage du
modèle Sous bois rallongé.

1/16



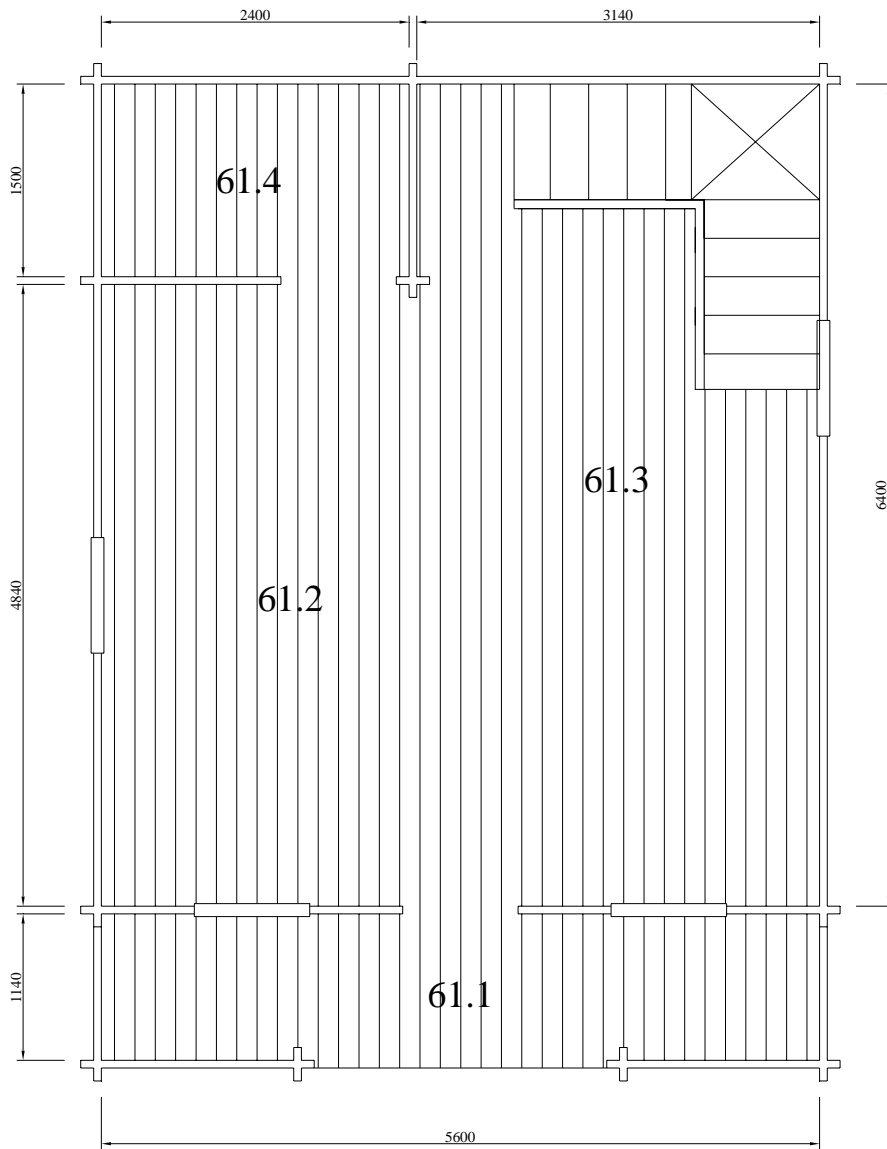
NB5664(130x60)v11

Madriers de sous
bassement



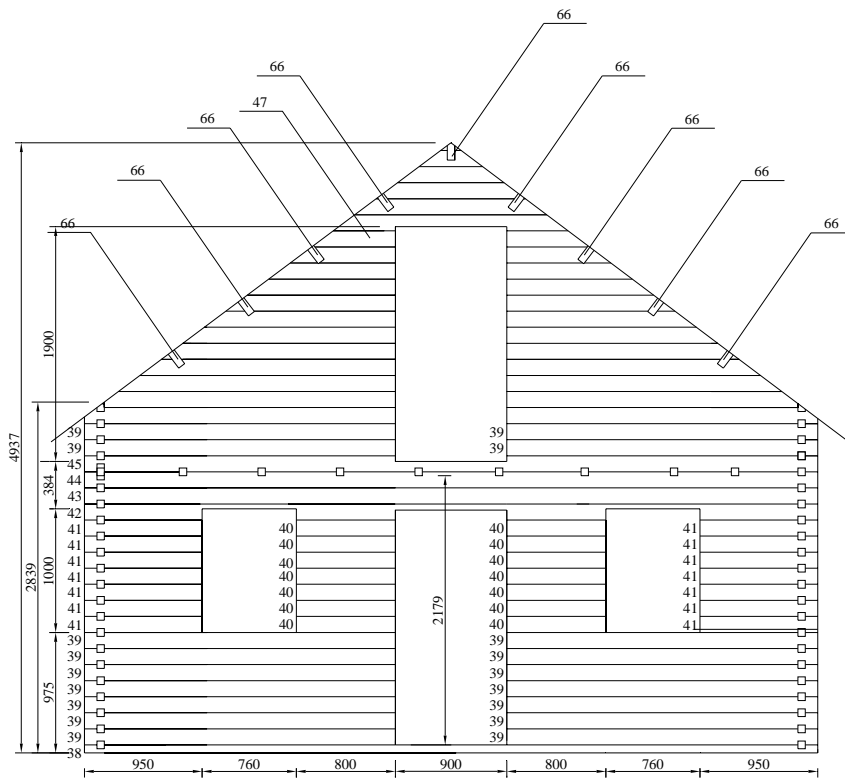
NB5664(130x60)v11

R.D.C

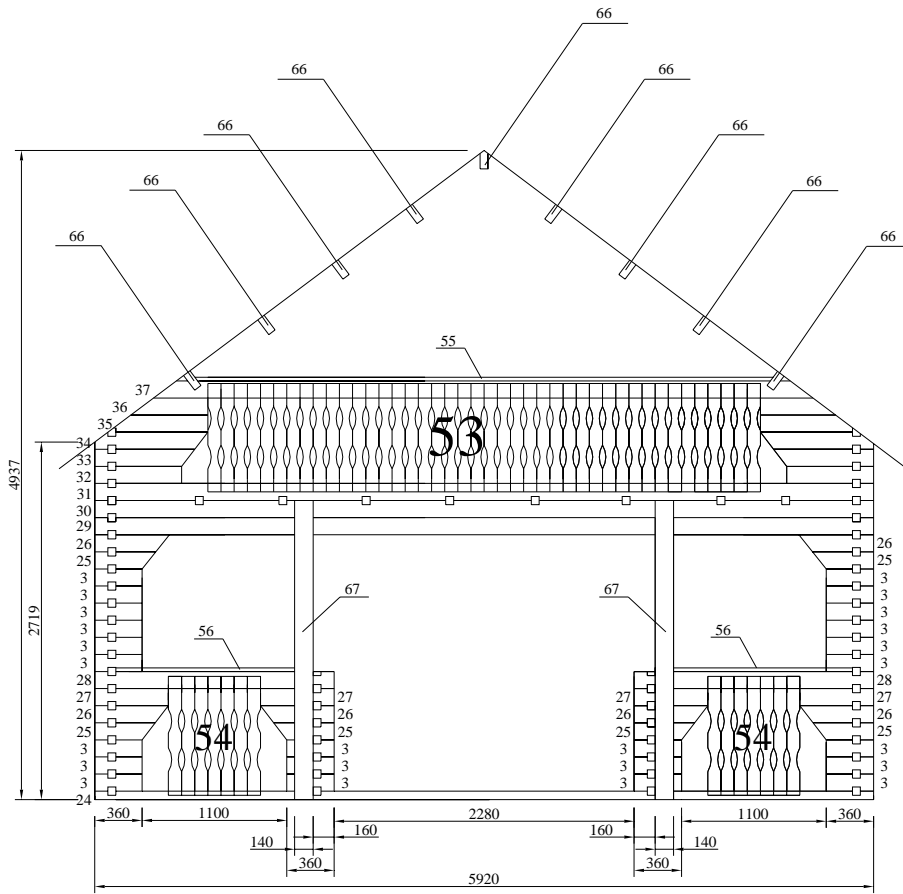


NB5664(130x60)v11

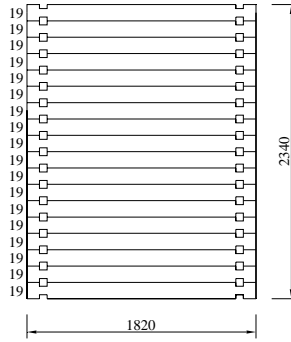
Parquet R.D.C




				NB5664(130x60)v11			
				Mur E			



				NB5664(130x60)v11			
				Mur D			

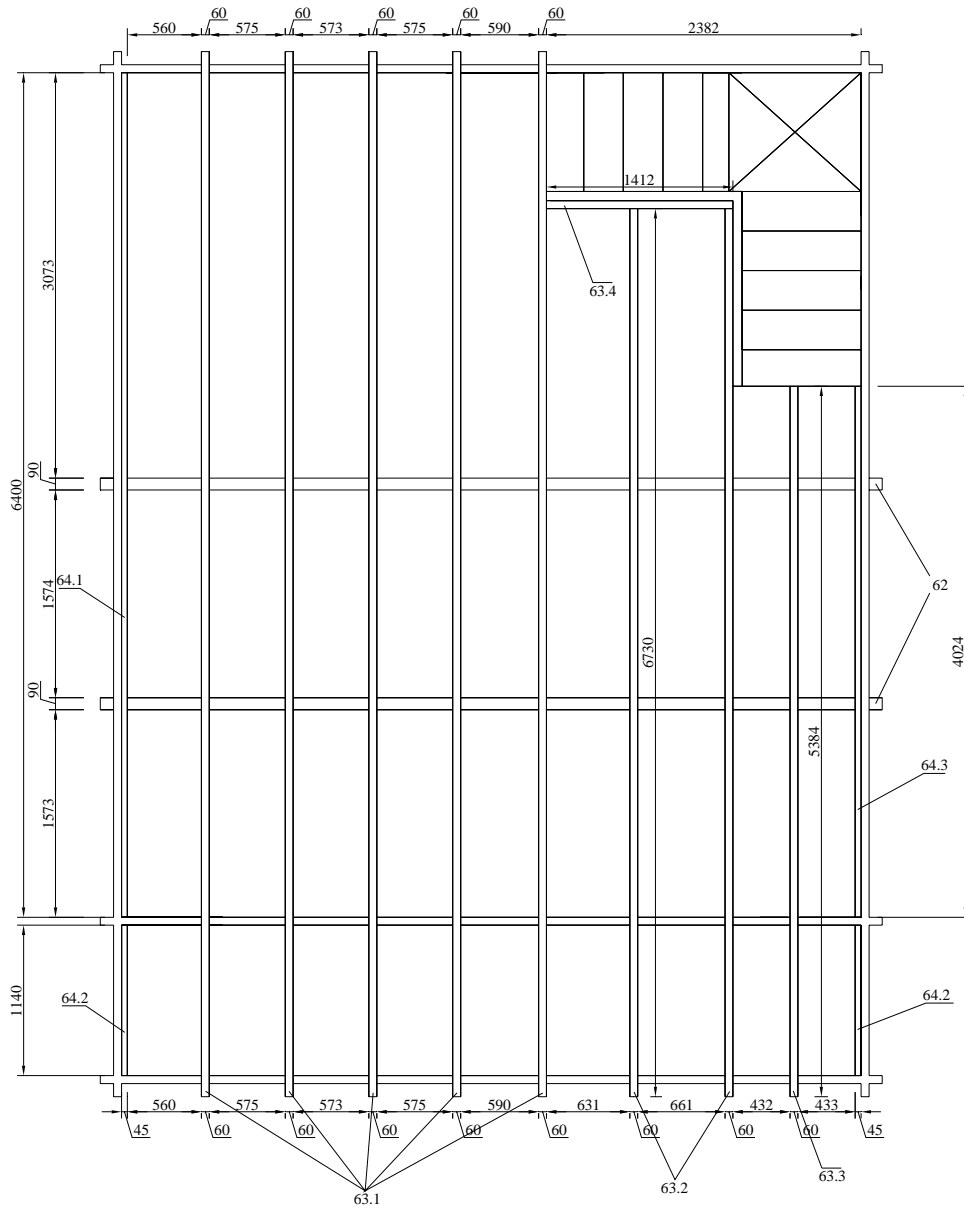


C



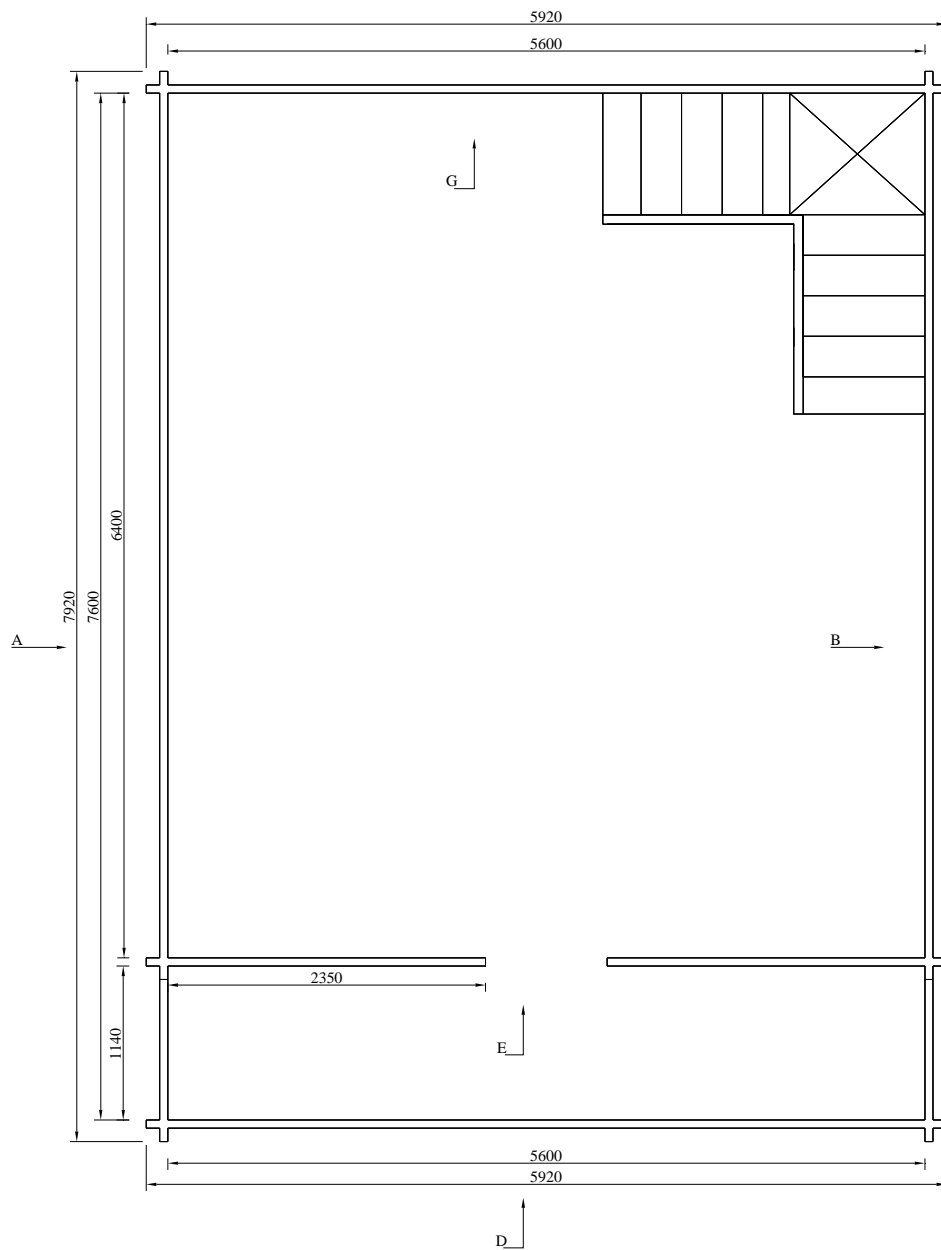
F

				NB5664(130x60)v11	
				Murs C, F	



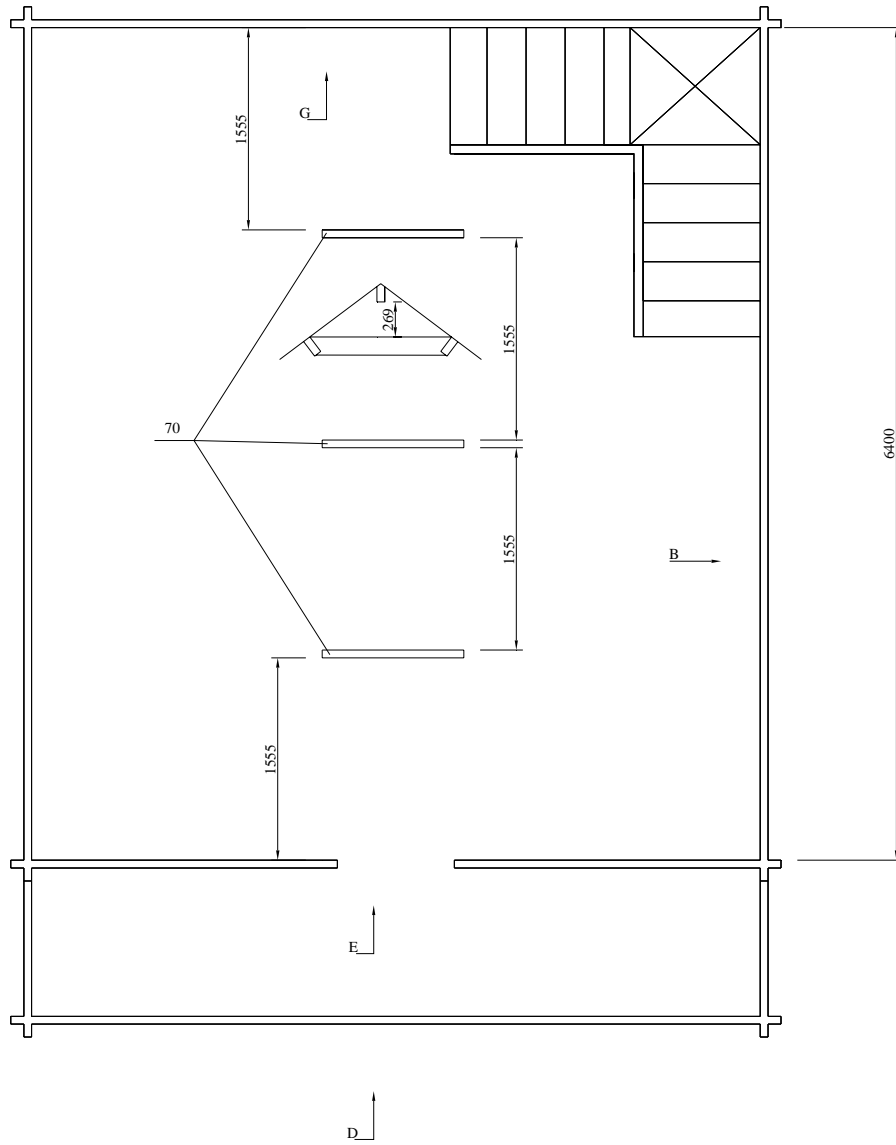
NB5664(130x60)v11

Poutres support étage



NB5664(130x60)v11
























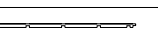


Etage



				NB5664(130x60)v11	
				Toit	

NB5664(130x60)v11






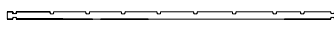
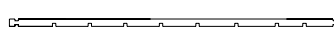












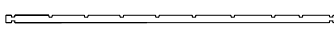

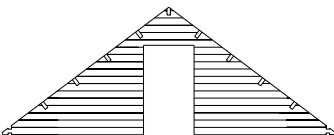
Toit

1	7920	60	130	1+1		Mur A
2	6720	60	130	6		A
3	360	60	130	66		A,B,F
4	3760	60	130	7		A
5	6720	60	130	1		A
6	7920	60	130	1		A
7	7920	60	130	1		A
8	7920	60	130	4		A,B
9	8420	60	130	2		A,B
10	8420	60	130	2		A,B
11	2200	60	130	7		A
12	7920	60	130	1+1		B
13	6720	60	130	6		B
14	2070	60	130	7		B
15	6720	60	130	1		B
16	7920	60	130	1		B
17	7920	60	130	1		B
18	3890	60	130	7		B
19	1820	60	130	18		C
21	2720	60	65	1		F
21'	1460	60	130	14		F
22	2720	60	130	1(+2)		F
22'	2720	60	130	1		F
23	2720	60	130	1		F
23'	2720	60	65	1		F
24	5920	60	65	1		D

NB5664(130x60)v11

NB5664(130x60)v11





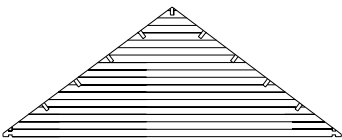







Détaille

25	460	60	130	6		Mur D
26	560	60	130	6		
27	660	60	130	4		D
28	1820	60	130	2		D
29	5920	60	130	1		D
30	5920	60	130	1		D
31	5920	60	130	1		D
32	660	60	130	2		D
33	760	60	130	2		D
34	760	60	130	2		D
35	721	60	130	2		D
36	586	60	130	2		D
37	5011	60	130	1		D
38	5920	60	65	1		E
39	2510	60	130	18		E
40	800	60	130	14		E
41	950	60	130	14		E
42	5920	60	130	1		E
43	5920	60	130	3		E,G
44	5920	60	130	1		E
45	5920	60	130	1		E
47	5920	60	2273	1		E

					NB5664(130x60)v11		

NB5664(130x60)v11




Détaille

48	5920	60	65	1		Mur G
49	5920	60	130	16		G
50	5920	60	130	1		G
51	5920	60	130	1		G
52	5920	60	2273	1		G
60	5720	60	120	15		Madriers
61.1	1135	5595	22-28	6.35m ²	~41.56m ²	Parquets RDC
61.2	4835	2395	22-28	11.58m ²		
61.3	6395	3135	22-28	20.05m ²		
61.4	1495	2395	22-28	3.58m ²		
62	5920	90	140	2		Poutres
63.1	7920	60	140	5		Poutres
63.2	6790	60	140	2		
63.3	5384	60	140	1		
63.4	1412	60	140	1		
64.1	6400	45	90	1		Soutient parquet
64.2	1140	45	90	2		
64.3	4024	45	90	1		
65.1	5595	1195	22-28	6.69m ²	~ 38.77m ²	Parquet
65.2	5595	4019	22-28	22.5m ²		
65.3	4625	1401	22-28	6.48m ²		
65.4	3213	965	22-28	3.1m ²		
66	8420	60	140	8+1		Pannes

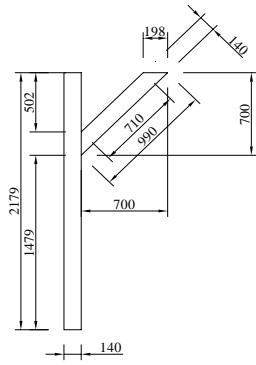
NB5664(130x60)v11

NB5664(130x60)v11

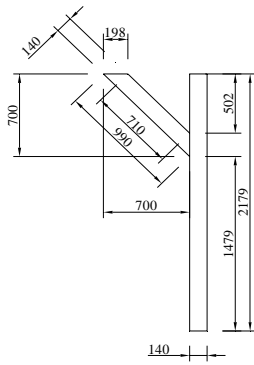
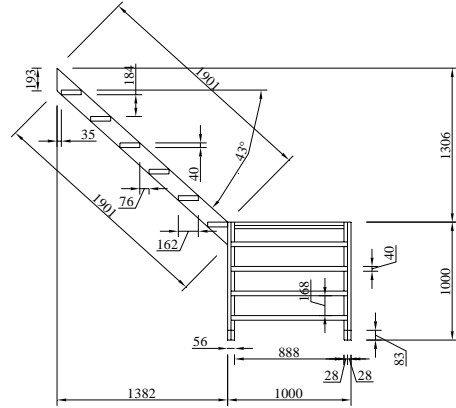
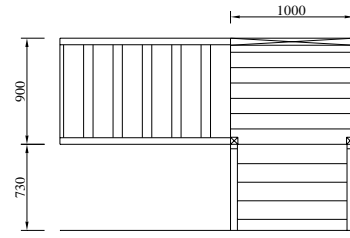
Détaille

53	680	100	25	42		decor	Mur D
54	810	100	25	14		decor	D
55	4396	140	28	1		Plateau	D
56	1360	140	28	2		Plateau	D
57	1140	140	28	2		Plateau	A,B
58	850	100	25	16		Décore	A,B
59	2839	140	44	2	Balk on the wall both sides		B
67	2275	140	140	2	Raidisseurs		D
	7720	120	19	2	Planches narement madriers de sous bassement		
	4250	140	19	4			
	4250	85	19	4	Planches de rives sur les 4 faces		
	8420	85	19	2			
	8420	44	44	2			
		44	20	~54m	Plinthes		
		880	1880	2	Portes		
		740	980	4	fenêtres		
	4100	8450	19	70m ²	Parquets de toit		
68	260	60	130	14			D
69	260	60	65	2			D
70	1090	60	140	3			D
71							
72							

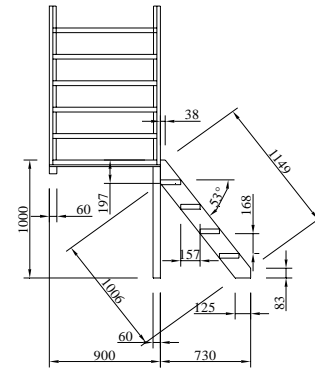
NB5664(130x60)v11



A



G



NB5664(130x60)v11

Escalier

L'Européenne de
Chalets

